



UNDERGROUND & OVERHEAD CONSTRUCTION • HORIZONTAL DIRECTIONAL DRILLING • LINE MAINTENANCE

TOOLS & EQUIPMENT

CATALOG

LANDSCAPE TOOLS



THE RIGHT PRODUCTS, THE RIGHT SERVICE

The Biggest Range of Wire Pulling Accessories and Drilling Fluid Additives

Are you planning a building project and looking for the most amazing prices on tools and accessories? Build It Right, Inc. is your one stop shop that provides the biggest range of products for drilling, cabling, and wire pulling in the U.S. Offering the highest quality products backed by our years of knowledge and expertise in the industry, you can easily build with confidence and convenience with everything you need at your fingertips.

Offering the Right Accessories at the Right Price for Any Building Project

Build It Right, Inc. was founded on the needs of our customers to find the most useful and appropriate building products and accessories at the most amazing prices. Our focus is on the customer experience, which is why we deliver exceptional customer service through the most knowledgeable advice and high quality products. Whether you need wire pulling tools, Cetco drilling fluids, drilling polymer products and more, our team is here to help you find exactly what you need at the lowest price.


Are You Looking for Directional Drilling Tools or Horizontal Directional Drilling Parts?

At Build It Right, we stock the most popular brands that deliver quality no matter what you need to build. Have your Cetco and Bentonite drilling fluids shipped right to your door so that you can build with confidence. You can also order your Cetco and Bentonite drilling fluids by the pallet! Install ducts with efficiency with duct installation range of products, or work quickly when installing cables with our easy to use cable roller range that delivers affordability and speed no matter how large your project is.

Shop for Cable Puller Products and Accessories Today!

Rather than blowing your building project budget, shop for the most affordable high quality products and accessories with Build It Right, Inc. Offering nationwide shipping and the most competitive prices in the industry, our goal is to ensure that your project is a success. The right products. The right service. Shop Online today or call our team at 1-888-206-3044 to find out more.







UNIVERSAL ALUMINUM FERRULES & ADAPTERS



All Jameson poles are manufactured with a non-fiberglass surface veil to prevent fiber blooming. Air craft grade aluminum ferrules with exterior leaf spring locking button provide a secure connection when attaching multiple poles or tool heads.

How to Choose The right Pole for Your Job

1 Select pole based on application (table below)

2 Select configuration based on application (next page)



Pole Models

	JE Series	FG Series	BL Series	LS Series	Double Lock™ Telescoping
Typical Application	Line Clearance & Aerial Construction	Profession Tree Care & Aerial Construction	Professional Tree Care The Ergonomic Choice for Prolonged Use	Landscapers & Homeowners	Landscapers & Homeowners
Key Features	Foam Core Protects Against Moisture And Debris	Highest Strength Industry Standard for Over 50 Years Most Versatile	Highly Durable Enamel Coating Lightest Weight	Light Duty Landscaping	Telescopes to Save Space
Dielectric Testing	Individually Tested to 100 kV Per Foot for 5 Minute4s	Batch Tested to 100 kV Per Foot for 5 Minutes	Batch Tested to 100 kV Per Foot for 5 Minutes	Not Tested	Not Tested
Wall Thickness	0.110"	0.125"	0.075"	0.100"	Standard
Color	High Visibility Safety Yellow	Jameson Yellow	High Gloss Blue	Green	Yellow



PUT IT TOGETHER

Customize Poles & Accessories

For highest performance and safety, Jameson recommends using a Base Pole when using one pole or starting with a Base Pole when working with multiple poles.



1 Choose your tool head (pruner, pole saw or accessory)

2 Attach tool head to pole's female ferrule with adapter

3 For additional length, attach extension pole(s)




POLE CONFIGURATIONS

Base Pole - Jameson recommends starting with Base Pole

Extension Pole provides additional length, extending workable height.

Saw Head Pole is for use with Saw Blade.



ADAPTER & FERRULE SYSTEM

Makes it easy to change from pruner head to pole saw head or pole lengths of 4' to 12'. An exterior leaf spring locking button on ferrule offers a strong connection, wether attaching poles or tool heads.

This versatility saves time and money in the field.



SAW HEAD POLE SET UP

Use saw blade with Saw Head Pole or use Pole Saw Head (page 11) with Extension Pole.

Jameson recommends using Saw Head Poles with Base Poles

JE FOAM CORE POLES

Preferred For Aerial Construction & Line Clearance




Jameson's original foam core pose is the highest quality fiberglass pole available.

- Foam core prevents debris and moisture build up inside pose and adds extra hoop strength and rigidity
- Polymer protective surface veil prevents fiber blooming at surface due to abrasion or ultra-violet light
- High visibility safety yellow color
- Meets requirements of OSHA Subpart R 1910.269(j)(1)(i):

Individually tested to 100KV per foot for five minutes

Not a "Hot Stick" - Not for Use on Energized Lines

Pole Length	1'	4'	6'	8'	10'	12'
Base	JE-1F	JE-4F	JE-6F	JE-8F	JE-10F	JE-12F
Extension	N/A	JE-4	JE-6	JE-8	JE-10	JE-12
Saw Head	N/A	JE-4SFP	JE-6SFP	JE-8SFP	JE-10SFP	JE12SFP
Pole Kit	N/A	JE-6/3	One 3" Extension Pole & Three 6' Extension Poles			
Pole Kit	N/A	JE-6/4	Four 6' Extension Poles			



FG HOLLOW CORE POLES

Preferred For Tree Trimming and Aerial Construction



Jameson's strongest and most popular pole is lighter than the JE series, offering greater control and exceptional bending strength.

- Polymer protective surface veil prevents fiber blooming at surface due to abrasion or ultra-violet light

Batch tested to 100KV per foot for five minutes

Not a "Hot Stick" - Not for Use on Energized Lines

Pole Length	1'	4'	6'	8'	10'	12'
Base	FG-1F	FG-4F	FG-6F	FG-8F	FG-10F	FG-12F
Extension	N/A	FG-4	FG-6	FG-8	FG-10	FG-12
Saw Head	N/A	FG-4SFP	FG-6SFP	FG-8SFP	FG-10SFP	FG12SFP
Pole Kit	N/A	JE-6/3	One 3" Extension Pole & Three 6' Extension Poles			



BL HOLLOW CORE POLES

The Lightweight Option For Tree Trimming



Jameson's highest strength-to-weight ratio pole is lightweight and easy to control, making it ideal for tree trimming.

- Lighter weight results in less fatigue during extended work periods and easier handling
- Durable, high gloss enamel coating for long life, easy cleaning and fiber boom prevention

Batch tested to 100KV per foot for five minutes

Not a "Hot Stick" - Not for Use on Energized Lines

Pole Length					
Base	BL-4F	BL-6F	BL-8F	BL-10F	BL-12F
Extension	BL-4	BL-6	BL-8	BL-10	BL-12
Saw Head	BL-4SFP	BL-6SFP	BL-8SFP	BL-10SFP	BL-12SFP



LS HOLLOW CORE POLES

The Choice for Landscapers




Economical pole for landscapers and homeowners

- Lightweight, versatile.
- Polymer protective surface veil prevents fiber blooming at surface due to abrasion or ultra-violet light

Not a "Hot Stick" - Not for Use on Energized Lines

Pole Length	4'	6'	8'	10'	12'
Base	LS-4F	LS-6F	LS-8F	LS-10F	LS-12F
Extension	LS-4	LS-6	LS-8	LS-10	LS-12
Saw Head	LS-4SFP	LS-6SFP	LS-8SFP	LS-10SFP	LS-12SFP



DOUBLE LOCK™ TELESCOPING POLES

Saves Space - Adjustable Height



Telescoping Poles are constructed from lightweight fiberglass and offer a space-saving design. The Double Lock system keeps the telescoping pole from collapsing and gives you a secure connection, no matter what the length.

- Double Locks (internal lock and external cap) ensure poles will not collapse. Count on a secure connection at any length for maximum versatility and safety
- Preferred choice for arborists, home owners and landscapers
- Lightweight, durable fiberglass will not crimp under high stress like aluminum poles
- Compact for easier climbing and storage

Not a "Hot Stick" - Not for Use on Energized Lines

For safety, Jameson does not recommend attaching additional poles or Tru Shot to Telescoping Poles

DOUBLE LOCK™ TELESCOPING POLE
Internal and external locks ensure safe, secure pole position



Telescoping Pole (Blank End)

Part No.	Description
TP-6	4'- 6' Length
TP-12	6'- 12' Length
TP-14	7'- 14' Length



Telescoping Pole (With Female Ferrule)

Part No.	Description
TP-6F	4'- 6' Length
TP-8F	4'- 8' Length
TP-12F	6'- 12' Length
TP-14F	7'- 14' Length

Ferrule allows the use of Pruner or Pole Saw with the same pole.



Telescoping Pole (With Permanent Mount Pruner)

Part No.	Description
TP-12-14	6'- 12' Length
TP-14-14	7'- 14' Length

Fixed Mount JA-14S Pruner & Rope.



Telescoping Pole (With Permanent Pole Saw)

Part No.	Description
TP-12-S	6'- 12' Length
TP-14-S	7'- 14' Length

Fixed Mount Pole Saw with SB-13TE 13" Tri-Cut Saw Blade.



Double Lock Telescoping Pole Kit

Part No.	Description
TP-12PKG	6'- 12' Length Double Lock™ Telescoping Pole Kit

Kit Includes JA-14 Pruner, Adapter, Rope, PS-3FP Pole Saw Head, and 13" Tri-Cut Blade.

JA SIDE-CUT PRUNERS

For Professional Arborists



The fixed pulley pruner was manufactured with forged steel components for strength, designed for the professional arborists. These heavy duty pruners have a 1-1/4" cut capacity with side cut action. The pulley feature reduces the pulling force needed to make the cut. The pruner also features an enhanced spring pin and blade bolt for easy blade replacement and sharpening.

- Forged steel components for added strength
- Enhanced spring for smoother cutting action
- Raised hook edge reduces blade drag



Fixed Pulley Pruner

Part No.	Description
JA-14	Fixed Pulley Pruner, 1.25" cutting capacity



Swivel Pulley Pruner

Part No.	Description
JA-14S	Swivel Pulley Pruner, Swivel versatility in pull direction and more leverage with less pressure on pulley arm. 1.25" cutting capacity



Double Pulley Pruner

Part No.	Description
JA-14DP	Double Pulley Pruner provides additional leverage and significant reduction in required pulling force, 1.25" cutting capacity, Adapter included.



Part No.	Description
PH-14-PKG	JA-14 Pruner, Adapter & Rope



Part No.	Description
P-14-A	JA-14 Pruner & Adapter



Part No.	Description
PH-14S-PKG	JA-14S Pruner, Adapter & Rope

JA SIDE-CUT PRUNERS (continued)

For Professional Arborists



Part No.	Description
P-14-AS	JA-14S Pruner & Adapter



Part No.	Description
JA-14DP-PKG	JA-14DP Pruner, Adapter & Rope



Part No.	Description
PHA-14	Adapts JA-14, JA-14S or JA34 Pruner To Pole



Part No.	Description
PR-20	Pruner Rope with Handle 5/16" x 20'



Part No.	Description
32-18	Leather Guard for JA Pruners



Part No.	Description
PRI-7.5	7.5" Insulator
PRI-12	12" Insulator

Pruner Rope Insulator attaches to rope to break electrical current if rope contacts energized lines above insulator. Fiberglass tested to 100KV per foot for 5 minutes.

JA-34 BIG MOUTH SIDE-CUT PRUNERS

For Professional Arborists

The Jameson Big Mouth Pruner has a 1.75" cutting capacity for larger limbs. Like JA-14 Pruners, the Big Mouth Pruners feature a removable upper spring pin and blade bolt for easy blade replacement and sharpening.



Part No.	Description
----------	-------------

JA-34 Fixed Pulley Big Mouth Pruner
1.75" cutting capacity pruner.

Part No.	Description
----------	-------------

JA-34DP Double Pulley Big Mouth Pruner
Big Mouth Pruner with double pulley for additional leverage and significant reduction in required force. 1.75" cutting capacity. Adapter included.

Part No.	Description
----------	-------------

P34-A JA-34-A Pruner & Adapter



Part No.	Description
----------	-------------

PH-34-PKG JA-34 Pruner, Adapter & Rope

Part No.	Description
----------	-------------

JA-34DP-PKG JA-34DP Pruner, Adapter & Rope

PH CENTER-CUT PRUNERS

The Standard with Telecommunication Companies



Jameson PH pruners have been the standard with telecommunication companies for 20+ years to trim foliage around aerial lines or drops. The steel pruners feature a chain pulley and center cut blade.



Part No.	Description
----------	-------------

PH-11 Pruner with 1" Center Cut
"Bell B Pruner", Uses SB-1T or SB-2 Saw Blade.

Part No.	Description
----------	-------------

P-11-A PH-11 Pruner with Adapter
PH-11 Pruner with adapter to snap into pole's ferrule.

Part No.	Description
----------	-------------

PH-11-PKG Pruner Kit
PH-11 Pruner, Adapter, SB-1T Saw Blade, Rope, Canvas Scabbard.



Part No.	Description
----------	-------------

PHA-11 Adapter
Adapts PH-11 Pruner to Pole's Ferrule.

SAW BLADES

For Pole Saw & Handsaws



Jameson's line of conventional 16" saw blades have long been an industry standard with telecommunication companies for line clearance. Expanding our product line to meet the demands of professional arborists, Jameson introduced the Barracuda™ Tri-Cut Saw Blades.

Hard chrome plated with impulse hardened teeth, Tri-Cut blades provide a quicker, cleaner cut with less wear on the blade than traditional blades.



Part No.	Description	Part No.	Description	Part No.	Description	Part No.	Description
SB-13TE	13" Barracuda™ Tri-Cut Saw Blade	SB-13TE-GUL	13" Barracuda™ Gullet Tri-Cut Blade	SB-13TE-H	13" Barracuda™ Tri-Cut Blade with Hook	SB-16TE-W	16" Barracuda™ Tri-Cut Mammoth Blade
SB-16TE	16" Tri-Cut Saw Blade	SB-16TE-GUL	16" Barracuda™ Gullet Tri-Cut Blade Gullets allow chips & debris to exit cut.		Hook prevents slipping off or pulling out of cut; pulls small branches or vines.		Wider, thicker blade is more rigid than typical 16" blades. Does not fit hand saw.



Part No.	Description	Part No.	Description	Part No.	Description	Part No.	Description
SB-16TE-DH	16" Barracuda™ Tri-Cut Double Hooke Blade Sharpened upper hook prevents pulling out of cut and quickly removes suckers or vines. Sharpened lower hook scores bark below cut to prevent ripping damage to branch collar. Fits Jameson Pole Saw Heads. Does not fit hand saw handle.	SB-1T	13" Single Edge Teflon Coated Blade Fits PH-11 Pruner	SB-UC	Universal Adapter Attaches Saw Blade to UA-1 Adapter	UA-1	Adapter Snaps into pole's ferrule to attach saw blade directly to pole.
		SB-2	16" Single Edge Teflon Coated Blade Fits PS-3 Pole Saw Head & PH-11 Pruner				
		SB-5U	Sb-2 Blade with SB-UC Universal Adapter Fits UA-1 Adapter to snap into pole ferrule				

Tri-Cut Saw Blade with SB-UC & UA-1 Adapters



POLE SAWS

Corrosion Resistant, Lightweight Aluminum



The Pole Saw Head snaps into Jameson pole ferrules and fits Jameson saw blades. Low profile design maneuvers easily in dense foliage. Convenient hook pulls loos limbs and branches free.



Part No.	Description
PS-3	Saw Head
Offset Blade Mount; Carriage Bolt Saw Head snaps into pole. Fits SB-2 Saw Blade.	



Part No.	Description
PS-3FP	Saw Head
Center Blade Mount; Mounting Pin for easy blade replacement without tool. Snaps into pole.	



Part No.	Description
PS-3FPK	13" Pole Saw Kit with Scabbard
PS-3FPS1 Kit & Leather Scabbard	



Part No.	Description
PS-3FPS1	13" Tir-Cut Pole Saw Kit
PS-3FP Saw Head & SB-13TE 13" Saw Blade	
PS-3FPS2	16" Tri-Cut Pole Saw Kit
PS-13FP Saw Head & SB-16TE 16" Saw Blade	



Part No.	Description
PS-2K	Pole Saw Kit & Scabbard
PS-3SB Kit & Leather Scabbard	



Part No.	Description
PS-3SB	Pole Saw Kit
PS-3 Saw head & SB-2 Saw Blade	



Part No.	Description
PS-3FPK-16DH-B	Double Hook Pole Saw Kit
PS-3FPK-16DH Kit & Rubber Belting Scabbard	

POLE SAWS

Corrosion Resistant, Lightweight Aluminum



Part No.	Description
PS-3FPK-16DH-L	Double Hook Pole Saw Kit PS-3FPK-16DH Kit & Leather Scabbard



Part No.	Description
PS-3FPK-16DH	Double Hook Pole Saw kit PS-3FP Saw Head & SB-16TE-DH Double Hook Saw Blade



Part No.	Description
SBB-3DH	Rubber Belting Scabbard For Double Hook Blade



Part No.	Description
SBL-3DH	Leather Scabbard for Double Hook Blade



Part No.	Description
SBL-2	Leather Scabbard for 13" & 16" Blades



Part No.	Description
SBC-2	Canvas Scabbard for 13" & 16" Blades

JEC FOAM CORE COMPOSITLOCK™ POLE

Preferred for Aerial Construction & Line Clearance



The highest quality fiberglass pole available

- Foam core prevents debris and moisture build up inside pole and adds extra hoop strength and rigidity
- Polymer protective surface veil prevents fiber blooming at surface due to abrasion or ultra-violet light
- High visibility safety yellow color
- Meets requirements of OSHA Standard 1910.269(j)(1)(i): Individually tested to 100KV per foot for five minutes



Pole Length	4'	6'	8'	10'	12'
Base	JEC-4F	JEC-6F	JEC-8F	JEC-10F	JEC-12F
Extension	JEC-4	JEC-6	JEC-8	JEC-10	JEC-12
Saw Head	JEC-4SFP	JEC-6SFP	JEC-8SFP	JEC-10SFP	JEC-12SFP

FGC HOLLOW CORE COMPOSITLOCK™ POLE

Preferred for Tree Trimming & Aerial Construction



Our strongest and most popular pole is lighter than foam core poles. Offering greater control and exceptional bend strength.

- Polymer protective surface veil prevents fiber blooming at surface due to abrasion or ultra-violet light.
- Batch tested to 100KV per foot for five minutes (per ASTM F711.††)



Pole Length	4'	6'	8'	10'	12'
Base	FGC-4F	FGC-6F	FGC-8F	FGC-10F	FGC-12F
Extension	FGC-4	FGC-6	FGC-8	FGC-10	FGC-12
Saw Head	FGC-4SFP	FGC-6SFP	FGC-8SFP	FGC-10SFP	FGC-12SFP

BLC HOLLOW CORE COMPOSITLOCK™ POLE

The Lightweight Option for Tree Trimming



The highest strength-to-weight ration pole is lightweight and easy to control, making it ideal for tree trimming.

- Durable enamel coating prevents fiber blooming at surface due to abrasion or ultra-violet light
- Batch tested to 100KV per foot for five minutes (per ASTM F711.††)



Pole Length	4'	6'	8'	10'	12'
Base	BLC-4F	BLC-6F	BLC-8F	BLC-10F	BLC-12F
Extension	BLC-4	BLC-6	BLC-8	BLC-10	BLC-12
Saw Head	BLC-4SFP	BLC-6SFP	BLC-8SFP	BLC-10SFP	BLC-12SFP



BASE POLE
Rubber end cap and male ferrule to attach poles or tools. Provides solid foundation. Jameson recommends starting with Base Pole.



EXTENSION POLE
Male and female ferrules to attach additional poles or tools. Provides additional length (workable height).



SAW HEAD POLE
Female ferrule and permanently mounted saw head for attaching saw blade.

COMPOSITLOCK™ POLE HEAD TOOLS



Part No.	Description
PHC-14-PKG	1.25" Side-Cut Single Fixed Pulley Pruner & Rope

Part No.	Description
JAC-14D-PKG	1.25" Side-Cut Double Pulley Pruner & Rope

Part No.	Description
JAC-34DP-PKG	1.75" Side-Cut Double Pulley Pruner & Rope

Heavy duty pruner with enhanced spring for smooth cutting action.



Part No.	Description
PHC-34-PKG	1.75" Side-Cut Single Pulley Pruner & Rope

Part No.	Description
PHC-11-PKG	1" Center Cut Pruner Rope & Saw Blade
Chain pulley pruner. Accommodates SB-2 saw blade for pruner and pole saw capabilities.	

Part No.	Description
PSC-3FPK-16DH	Pole Saw Kit
Saw Head & Double Hook Blade.	

COMPOSITLOCK™ POLE HEAD TOOLS



Part No.	Description
PSC-3FP	Pole Saw Head
Center blade mount. Mounting pin for easy blade replacement. Fits SB-1C & Tri-Cut Blades	



Part No.	Description
PSC-3FPS1	Saw Head & 13" Tri-Cut Blade
PSC-3FPS2	Saw Head & 16" Tri-Cut Blade



Part No.	Description
PSC-3SB	Pole Saw Kit
Saw Head & 16" SB-2 Blade	



Part No.	Description
PSC-3FPK-16DH-B	Pole Saw Kit
Saw Head, Double Hook Blade Rubber Belting Scabbard.	



Part No.	Description
CL-Adapter	CompositLock™ Adapter
Easily converts upper end of CompositLock™ pole to aluminum female ferrule. 1.75" x 16.5"	



Part No.	Description
WRC-1	Limb Raiser
Pull or lift branches.	

JE SERIES - COMPOSITLOCK™



Part No.	JEC-6F	JE-6	PHC-14-PKG	JAC-34DP-PKG	PSC-3FPS2
Kit Description	6' JEC Base Pole	6' JEC Extension Pole	1.25" Side-Cut Single Fixed Pulley Pruner & Rope	1.75" Side-Cut Double Pulley Pruner & Rope	Saw Head & 16" Tri-Cut Blade
JEC-18LCKIT-14	√	√ x2	√		√
JEC-18LCKIT-34DP	√	√ x2	√	√	√



SB-16TE	SBL-2	PRI-7.5	B-6V
Pole Saw Head, 16" Tri-Cut Blade	Leather Scabbard for 13" & 16" Blades	7.5" Fiberglass Rope Insulator	Pole & Pruner Storage Bag
√	√	√	√
√	√	√	√

JE SERIES - ALUMINUM FERRULES



Part No.	JE-6F	JE-6	PH-14-PKG	JA-34DP	PH-11
Kit Description	6' JE Base Pole	6' JE Extension Pole	JA-14 Pruner with Pole Adapter and Pruner Rope	Double Pulley Big Mouth Pruner with Adapter and Pruner Rope	PH-11 Pruner, Adapter & Rope
*JE-11K	√	√ x2			√
*JE-14K	√	√ x2	√		
JE-6PKG-2	√	√	√		
JE-6PKG-7	√	√		√	
*JE-6PKG-8	√	√ x2		√	

*Comes with two 6' JE Extension Poles

- Preferred for Aerial Construction and Line Clearance Fiberglass Pole Kits
- High visibility safety yellow color



Part No.	JE-6	JE-6F	JA-14	PH-34-PKG	PS-3FP
Kit Description	6' JE Extension Pole	6' JE Base Pole	JA-14 Pruner with Pruner Rope	JA-34 Pruner with Pruner Rope	Saw Head Casting with Quick-Change Adapter
JE-18LCKIT-14	√ x2	√	√		√
JE-18LCKIT-34DP	√ x2	√		√	√

TREE TRIMMING KITS



Part No.	JE-6F	JE-6	PH-14-PKG	JA-34DP	PH-11
Pole Saw Head, 16" Tri-Cut Blade (SB-16TE)	Pole Saw Head, 13" Tri-Cut Blade (SB-13TE)	Single-Edge Teflon Coated Blade, 16"	13" Tri-Cut Hand Saw	Limb & Wire Raiser	Canvas Scabbard
		✓			✓
	✓		✓	✓	
✓					
✓			✓	✓	



SB-16TE	SBL-2	PRI-7.5	B-6V
Pole Saw Head, 16" Tri-Cut Blade	Leather Scabbard for 13" & 16" Blades	7.5" Fiberglass Rope Insulator	Pole & Pruner Storage Bag
✓	✓	✓	✓
✓	✓	✓	✓

FG SERIES - ALUMINUM FERRULES



Part No.	FG-6F	FG-6	FG-3	JA-14	JA-14DP-PKG	JA-34DP
Kit Description	6' FG Base Pole	6' FG Extension Pole	3' FG Extension Pole	JA-14 Pruner with Pruner Rope	JA-14DP Pruner, Adapter Rope	Double Pulley, Big Mouth Pruner with Adapter & Pruner rope
FG-6PKG-1	✓	✓		✓		
FG-6PKG-2	✓	✓		✓		
FG-6PKG-3	✓	✓			✓	
FG-6PKG-7	✓	✓				✓
FG-11K	✓	✓ x2				
FG-12K	✓	✓ x2				
*FG-14K	✓	✓ x2		✓		
FG-6-3W	✓	✓ x2	✓			

FG SERIES - COMPOSITLOCK™



Part No.	FGC-6F	FGC-6	PHC-14-PKG	JAC-34DP-PKG	PSC-3FPS2
Kit Description	6' FGC Base Pole	6' FGC Extension Pole	1.25" Side-Cut Single Fixed Pulley Pruner & Rope	1.75" Side-Cut Double Pulley Pruner & Rope	Saw Head & 16" Tri-Cut Blade
FGC-6PKG-1	✓	✓	✓		✓
FGC-6PKG-7	✓	✓		✓	✓



PH11	PS-3FPS1	PS-3FPS2	SB-1T	HS-13TE-0	WR-1	SBC-2
PH-11 Pruner, Adapter & Rope	Pole Saw Head, 13" Tri-Cut Blade (SB-13TE)	Pole Saw Head, 16' Tri-Cut Blade (SB-16TE)	Single-Edge Teflon Coated Blade, 16"	13" Tri-Cut Hand Saw	Limb & Wire Riser	Canvas Scabbard
	√					
	√			√	√	
		√				
√			√			√
					√	



BL SERIES - ALUMINUM FERRULES



Part No.	BL -8F	BL-6F	BL-8	BL-6
Kit Description	8' BL Base Pole	6' Base Pole	8' Base Pole	6' BL Extension Pole
BL-8PKG-1	✓		✓ x2	
BL-8PKG-2	✓		✓ x2	
BL-6PKG-1		✓		✓ x2
BL-6PKG-5		✓		✓ x2
BL-6PKG-7		✓		✓

BL SERIES - COMPOSITLOCK™



Part No.	BLC-6F	BLC-6	PHC-14-PKG	JAC-34DP-PKG	PSC-3FPS2
Kit Description	6' BLC Base Pole	6' BLC Extension Pole	1.25" Side-Cut Single Fixed Pulley Pruner & Rope	1.75" Side-Cut Double Pulley Pruner & Rope	Saw Head & 16" Tri-Cut Blade
BLC-6PKG-1	✓	✓ x2	✓		✓
BLC-6PKG-7	✓	✓	✓	✓	✓

TREE TRIMMING KITS



JA-14	JA-34DP	PS-3PFS2	PS-3FP
JA-14 Pruner with Pruner Rope	Double Pulley Big Mouth Pruner with Adapter & Pruner Rope	Pole Saw Head, 16" Tri-Cut Blade (SB-16TE)	Pole Saw Head
✓		✓	
	✓		✓
✓		✓	
	✓		✓
	✓	✓	



LS SERIES

Landscapers Hollow Core Fiberglass Pole Kits



Part No.	LS-6F	LS-8F	LS-6	LS-6SFP	JA-14	PH-14S-PKG
Kit Description	6' LS Base Pole with Female Ferrule	8' LS Base Pole with Female Ferrule	6' LS Extension Pole	6' LS Saw Head Pole with PS-3FP Head	JA-14 Pruner Permanently Mounted on 6' Pole with Male Ferrule on Bottom Pruner & Rope	JA-14 Pruner, Adapter & Rope
LS-6PKG-1	✓				✓	
LS-6PKG-2	✓			✓	✓	
LS-6PKG-3	✓		✓			✓
LS-6PKG-4	✓		✓		✓	
LS-6PKG-5	✓		✓			
LS-6PKG-6	✓		✓	✓		
*LS-6PKG-7	✓		✓ x2			
*LS-6PKG-8	✓		✓ x2			
LS-8PKG-1	✓	✓				✓

*Comes with two 6' LS Extension Poles

- Economical poles for landscapers and homeowners.
- Lightweight and versatile.

TREE TRIMMING KITS



JS-14DP-PKG	PH-11	PS-3FPS1	SB-16TE	PS-3FP
-------------	-------	----------	---------	--------

JA-14DP Pruner, Adapter & Rope

PH-11 Pruner Adapter & Rope

Pole Saw Head, 13" Tri-Cut Blade (SB-13TE)

Pole Saw Head, 16" Tri-Cut Blade

Pole Saw Head

				√
		√		
√			√	
	√			
		√		
√	√			

BIG SHOT LINE LAUNCHER

The Standard With Telecommunication Companies



Launches throw bag and line over tree limbs, delivering line up to 150'.

For safety and effectiveness, we recommend using with two 4' Jameson poles or one 4' and one 6' pole, always starting with a Base Pole. Not for use with Telescoping Poles.

Part No.	Description
BS-1	Big Shot Head (No Poles)
BS-1RP	Big Shot Replacement Pouch & Tubing



Part No.	Description
FG-BS-KIT1	Big Shot Kit with Poles
Big Shot Head, 4' FG Base Pole & FG Extension Pole	



Part No.	Description
FG-BS-KIT2	Big Shot Kit with Poles, Throw Line and Throw Bags
Big Shot Head, 4' FG Base & 4' FG Extension Pole, Throw Line (Dyneema® 1.75mm x 180', Orange), and Throw Bags (10-oz and 12-oz)	

DYNEEMA® THROW LINE



Part No.	Description	Color	Strength
TL-DY-175180	Dyneema® 1.75mm x 180' (Order Qty. 12)	Orange	450 lb
TL-DY-1751000	Dyneema® 1.75mm x 1000'	Orange	450 lb
TL-DY-22180	Dyneema® 2.2mm x 180' (Order Qty. 12)	Orange	650 lb
TL-DY-221000	Dyneema® 2.2mm x 1000'	Orange	650 lb



Part No.	Description	Color	Strength
TL-PD-25180	Poly/Dyneema® 2.5mm x 180' (Order Qty. 12)	Green/White	450 lb
TL-PD-251000	Poly/Dyneema® 2.5mm x 1000'	Green/White	450 lb



Part No.	Description	Color	Strength
TL-PE-18200	Polyethylene 1/8" x 200' (Order Qty. 12)	Orange/Yellow	250 lb
TL-PE-181000	Polyethylene 1/8" x 1000'	Orange/Yellow	250 lb



Part No.	Description	Color	Strength
TL-PE-532200	Polyethylene 5/32" x 200'	Red/Yellow	650
TL-PE-5321000	Polyethylene 5/32" x 1000'	Red/Yellow	650

THROW BAGS



Part No.	Description	Color
TB-16	16-oz Throw Bag (Order Qty. 12)	Orange/Black
TB-14	14-oz Throw Bag (Order Qty. 12)	Green/Black
TB-12	12-oz Throw Bag (Order Qty. 12)	Yellow/Black
TB-10	10-oz Throw Bag (Order Qty. 12)	Red/Black



POLE STORAGE BAG



Part No.	Description
B-6V	6' Pole Storage Bag
B-8V	8' Pole Storage Bag

Heavy duty vinyl bag carries poles and protects them during transport or storage. Features four 6' pole pockets, outside pruner head pocket and carrying straps.



Part No.	Description
PPA-1	Pike Pole Adapter

Adapter snaps into female ferrule of Jameson extension or base pole. Allows you to convert the FG or JE Pole into a tool for plumbing up and testing utility poles.

Part No.	Description
IHA-2	Inductive Clamp Adapter

Adapter snaps into female ferrule of Jameson extension or base pole for use with inductive clamp, 1/4"-20 male stud

Part No.	Description
TPA-1	ACME Universal Thread Adapter



Part No.	Description
WR-1	Limb & Wire Raiser

Part No.	Description
WIPE-KIT12	Fiberglass Tool Cleaner Wipes (12pcs)
WIPE-KIT144	Fiberglass Tool Cleaner Wipes (144pcs)

Part No.	Description
REC-REPAIR	Base End Cap Repair Kit

HAND SAWS



Part No.	Description
HS-11SL	Straight Blade Hand Saw Leather Scabbard, 11"
HS-11TE-SOL	Ergonomic Grip 11" Hand Saw with Leather Scabbard
HS-11TE-SWL	Wood Handle 11" Hand Saw with Leather Scabbard



Part No.	Description
HS11SB	Rubber Belting Scabbard
HS-11TE-SOB	Ergonomic Grip 11" Hand Saw with Belting Scabbard
HS-11TE-SWB	Wood Handle 11" Hand Saw with Belting Scabbard



Part No.	Description
HS-11TE-SO	11" Tri-Cut Straight Blade Hand Saw Ergonomic Grip Handle
HS-11TE-SW	11" Tri-Cut Straight Blade Wood Handle



Part No.	Description
HS-13TE-WH	Barracuda™ Tri-Cut Hand Saw Kit, 13", Wooden Handle
HS-13TE-HO	Barracuda™ Tri-Cut Hook Blade Hand Saw, 13"



Part No.	Description
HSPS-13TE-0	13" Pole 2 Hand Saw



Part No.	Description
HS-13TE-GUL-0	Barracuda™ Tri-Cut Gullet Edge Hand Saw, 13"



Part No.	Description
HS-13TE-0	13" Tri-Cut Hand Saw
HS-13TE-OS	13" Hand Saw with Leather Scabbard
HS-13SL	13" Hand Saw Leather Scabbard
HS-13SB	13" Hand Saw Leather Scabbard



Part No.	Description
HS-13TE-LPS	13" Hand Saw with Hard Plastic Scabbard



Part No.	Description
HSPS-16TE-0	16" Pole 2 Hand Saw
HS-16TE-GUL-0	Barracuda™ Tri-Cut Gullet Edge Hand Saw, 16"
HS-16TE-0	16" Tri-Cut Hand Saw



Part No.	Description
HS-16SL	16" Hand Saw Leather Scabbard
HS-16SB	Hand Saw Belting Scabbard 16"



Part No.	Description
HS-16TE-WH	Barracuda™ Tri-Cut Hand Saw Kit, 16", Wooden Handle



Part No.	Description
HS-16TE-OS	16" Hand Saw with Leather Scabbard



Part No.	Description
HS-16TE-OS	Barracuda™ Tri-Cut Hand Saw w/Belting Scabbard, 16"



Part No.	Description
SB-8TE-FPKG	8" Folding Saw with Nylon Sheath
SB-8TE-F	Folding Saw Only



Part No.	Description
HL-BP200	Hand Lopper




Image	Part No. (Fiberglass Handle)	Part No. (Wood Handle)	Style	Handle Length
A	49558	49346	16" Drain Spade	48"
B	49559	49347	16" Drain Spade	29" D-Handle
C	49560	45000	Round Point Shovel	48"
D	49561	45011	Round Point Shovel	29" D Grip
E	49562	49332	Square Point Shovel	48"
F	49563	49333	Square Point Shovel	29" s D Grip
G	85465	-	Soil Probe	48"
H	42366	49357	Bow Rake	60"

CANT HOOK

This Cant Hook is fitted with a quality hardwood handle, 2 3/8" in diameter which gives it maximum strength.



Part No	Sizes
T-029-030-0171	30", 36", 48", 54", 60", 66"

TAMPING & DIGGING BAR

Made from 1 inch hexagon steel. The bar is forged into a 2 inch chisel for digging and the tamping face is 2 1/4 x 4 inches.



Part No	Sizes
S-007-191-0880	1" X 8'

TELEGRAPH SPOONS

Eastern & Western Pattern Telegraph Spoon (7' to 14')

Part No	Sizes
TE-019-084-0800	7', 8', 9', 10', 11', 12', 14'
TE-019-084-W800	7', 8', 9', 10', 11', 12', 14'



STRAIGHT TELEGRAPH SHOVEL

Part No	Sizes
TE-019-084-0810	7', 8', 9', 10', 11', 12', 14'



SPLIT POST HOLE DIGGER


Part No	Sizes
TE-015-096-0CED	8', 10', 12'



POST HOLE DIGGER

Post Hole Digger (Full Round Handles) (6' to 12') These diggers are made from high...

Part No	Sizes
TE-015-072-0901	6', 7', 8', 9', 10', 11', 12'





Stocking Locations

1300 National Ave Unit B
Addison, IL 60101

1440 Kings HWY
Haddon Heights, NJ 08035

888-206-3044

sales@builditright.us

www.builditright.us